

Direction of Usage / Cara Penggunaan

Suitable for all skin types

Massage thoroughly in circular motion on the targeted areas until fully absorbed.

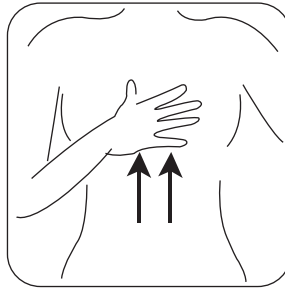
Urut dalam gerakan berpusing pada bahagian-bahagian yang ditunjukkan sehingga diserap sepenuhnya.



Neck / Leher

For smoother and firmer looking neck, apply cream in upward direction.

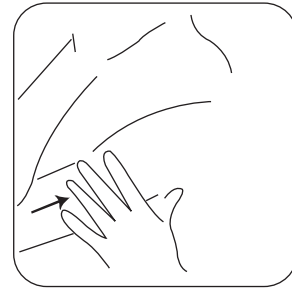
Untuk leher yang lebih licin dan tegap, sapu krim menghala ke atas.



Chest / Dada

Apply cream upward direction helps to relieve blood circulation.

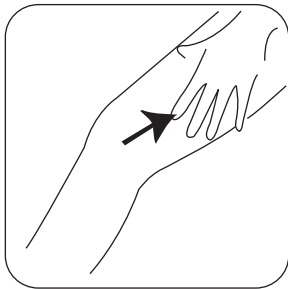
Untuk peraliran darah, sapu krim menghala ke atas.



Inner arm / Bahagian dalam lengan

For firmer and slender looking arm, apply cream in upward direction

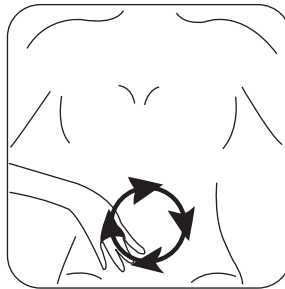
Untuk lengan yang tegap dan kurus, sapu krim menghala ke atas.



Inner thigh / Bahagian dalam paha

For firmer and slender looking thigh, apply cream in upward direction

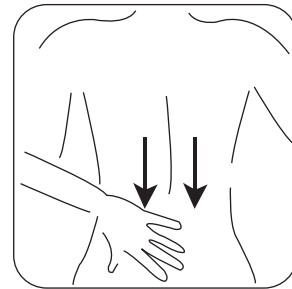
Untuk paha yang tegap dan kurus, sapu krim menghala ke atas.



Abdomen / Perut

Apply cream in circular clockwise motion around the belly helps to regulate metabolism and relieve menstrual problems.

Sapu krim dalam arah mengikut pusing jam di sekeliling perut untuk mengawalatur metabolisme dan melegakan masalah menstrual.



Lower back / Bawah pinggang

Apply cream in downward direction helps to relieve back pain and improve stamina.

Sapu krim dalam arah menghala ke bawah untuk membantu melegakan sakit belakang dan meningkatkan stamina.

Remarks :

For effective massage to your neck, squeeze a small amount of the nano cream to your left hand middle finger, cross over your hand from the back to your right neck area behind lower portion of the ear and massage upward until fully absorbed. Do the opposite direction to your left neck. For pregnant mother, we do not encourage hard massage but soft massage or apply gently as a cream is recommended.

For correction of the eye bags, dark eye circle or crow's feet, squeeze a small amount of the nano cream to both of your hand's middle fingers and move in circular motion from in to out near your eyes area until fully absorbed.

For firmer and more lifted breasts, apply a small amount of the nano cream just below the breasts area in upward and inward direction till fully absorbed.

For whiter skin, kindly apply the nano cream to the desire area but the skin will turn slightly darker for an initial few days. Skin will be whiter after 120 days but it will not be effective if the application stop.

For a V shape looking face, squeeze a small amount of the nano cream to one of your hands palm and twist & turn both palms. Apply both palms to left and right side of the face to form a V shape, hold firm for a few seconds.

Should rashes occur, kindly stop applying the nano cream on the affected area for a few days. These rashes should subside within a few days, it is a sign of body detoxing.